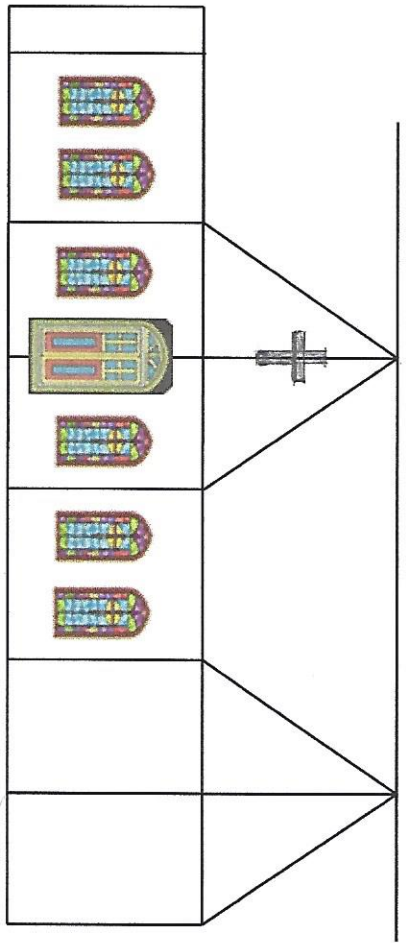
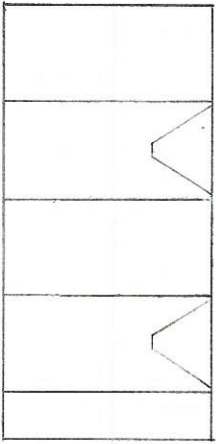


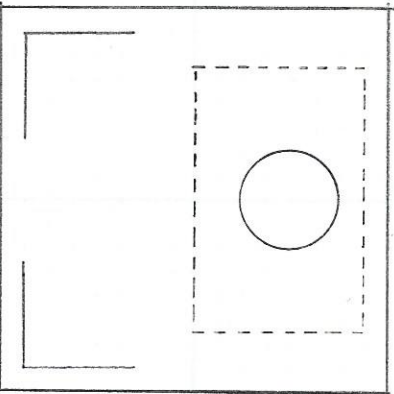
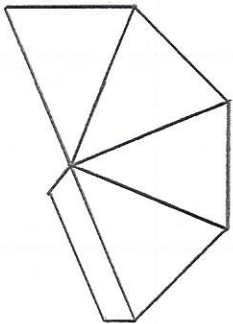
# Fireplace Country Church



House  $1\frac{3}{8} \times \frac{7}{8}$  2" tall  
Door Pub-15



Steeple  $\frac{1}{8}$ "  $1\frac{1}{16}$ "




Base 2" x 2"

Fence



$\frac{3}{8} \times 1\frac{1}{8}$ "



Roof  $1\frac{1}{8} \times 1\frac{3}{8}$