


- Base - $8\frac{1}{4} \times 5\frac{1}{4} \times \frac{1}{8}$

- Fence Posts $1\frac{1}{4}$ inch \times $\frac{1}{4}$ inch square

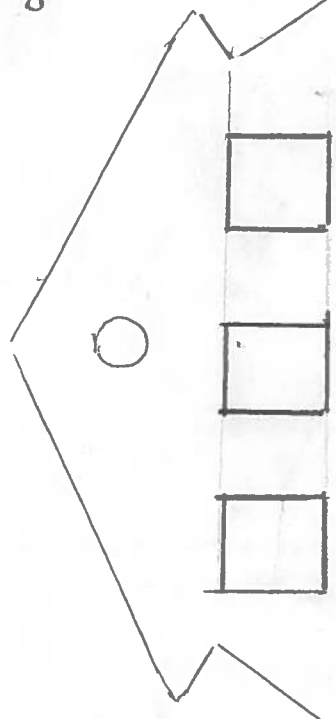
- fence - 1 inch

- Doghouse $\frac{3}{8} \times \frac{3}{8} \times 1\frac{1}{2}$ H

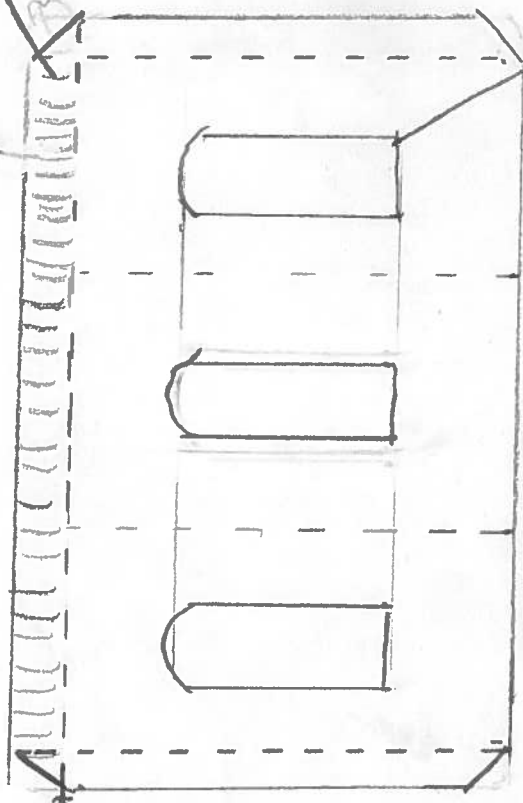


↑ Roof and Floor of Bay Window


- Corrugated Cardboard




roof line of Bay Window




Attach Window



Cut-out for light to shine thru



Composite door or modify if using Paper door



Fold at creases to wrap around roof and floor of Bay window (top left corner of pattern)

Double check that these are right

Size for your window (top left corner of pattern)

Attach $\frac{1}{4}$ inch square of trim

3/8 inch