



REPLACEMENT TREES

5 Handmade Replacement TREES for your Christmas Cardboard Putz Houses. The Size, Color and Style are meant to be replacement Trees for the earlier 1920s and 1930s. These are a darker olive green and are colored to resemble the faded color that duplicates the original look. (SEE FIGURE A) The Blue Green trees a dyed to emulate the Late 1940s early 1950s Putz Houses. (SEE FIGURE B) Each one of these Trees are hand cut out of whole Loofah, which is the same material as the originals. Each TREE is a "one of a kind". The tallest tree measures 3-3/4" tall and they can all be easily cut down to your needs. These Putz Houses always look better when they are decorated as the Japanese artisans built them. I always throw in extra parts like the red berries for the top of the tree. These Replacement TREES will lend themselves well to refurbishing your houses and enhance your Christmas Putz Scene . We can also make BROWN to match older Putz House aged Trees..



REPLACEMENT CROSSES


5 Handmade Replacement CROSSES for your Christmas Cardboard Putz Churches. Each one of these Crosses are hand cut out of real metal and are a exact measurement of the originals. This style is one of the most common. I have found 4 other shapes and will be offering these after I get a template made from the originals. These Crosses measure 1" wide x 1-3/8" tall and the spares are 3/16" across. I had at least 11 churches that were missing their crosses so I decided to remedy the situation. I figured there might be others out there that could use a replacement. These CROSSES will lend themselves well to completing your Christmas Putz Scene.




REPLACEMENT BASES

Every now and then you come across a beautiful Putz House that missing it's base. In the old days the Toy Train hobbyists would rip the house off the base so the house lends itself to their lay-out. Now you can faithfully replace the base with our handmade bases. Over the years I have dissected the Japanese originals either to repair or they were just plain ripped apart. I have modeled these after the original construction details including the tissue wrap. However I have made a few internal changes that add strength and stability to them. As per the originals they come in various sizes. I will build these to your specifications.


FUZZY WINDOWS



FUZZY F1
This is a very popular size.
Fits opening:
7/8" tall x 3/4"wide



FUZZY F2
This is a very Common size.
Fits opening:
1" tall x 1/2"wide



FUZZY F3
This is a very Common size.
Fits opening:
1-3/8" tall x 9/16"wide



FUZZY F4
This is a very Common size.
Fits opening:
5/8" tall x 3/8"wide

Commonly used on the GREEN SPOTS



FUZZY F5
This is a very Common size.
Fits opening:
5/8" tall x 3/8"wide



FUZZY F6
This is a very Common size.
Fits opening:
5/8" tall x 5/16"wide



FUZZY F7
This is a very Common size.
Fits opening:
3/4" tall x 13/16"wide



FUZZY F8
This is a very Common size.
Fits opening:
1-1/4" tall x 3/8"wide